

Overview - Public Entities Quarterly Reporting

Approved receipts

10,3

109,9%

Approved spending

13,9

86,8%

Surplus/(deficit)

-3,7

- ☒ R billion
- ☐ R million
- ☐ R thousand

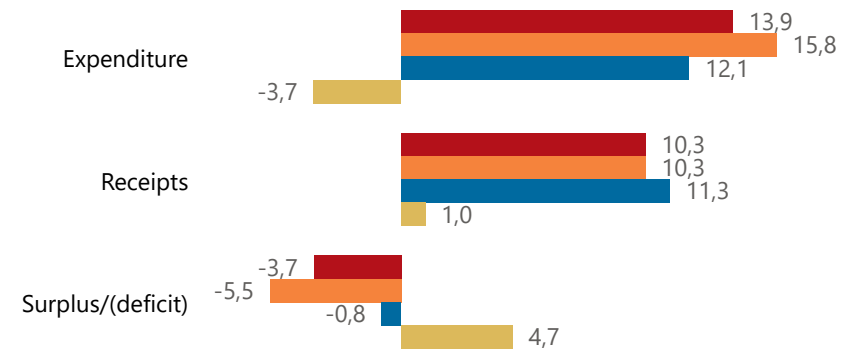


national treasury

Department:
National Treasury
REPUBLIC OF SOUTH AFRICA

Consolidation

● Approved ● Forecast ● YTD ● Variance



Composition of receipts



Quarter

4

Cluster

All

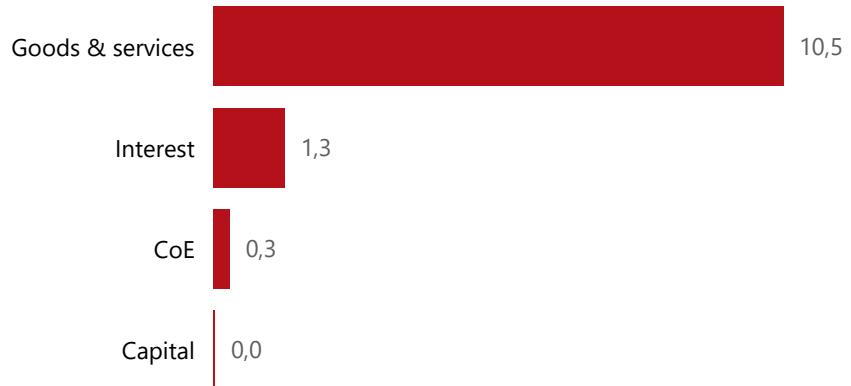
Department

Water and Sanitation

Entity

Trans-Caledon Tunnel Authority

Composition of spending



Functional grouping



Spending by PFMA schedule

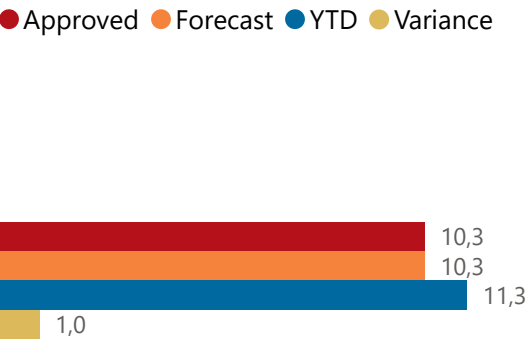


Public Entities Receipts

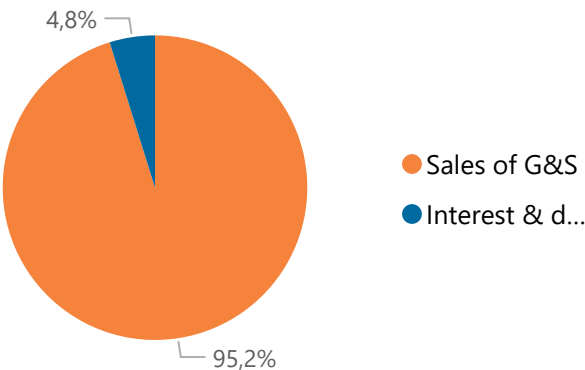
Approved sales of G&S
9,4 114,8%

Approved transfers
(Blank) (Blank)

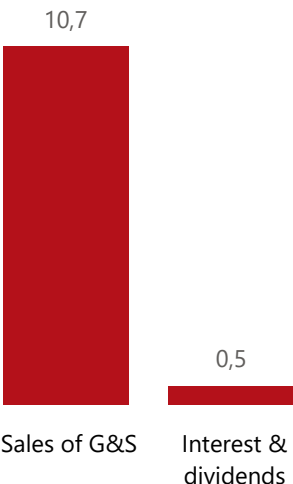
Actual vs Forecast



Composition of receipts



Top 5 Receipts



Quarter

4

Cluster

All

Department

Water and Sanitation

Entity

Trans-Caledon Tunnel Authority

Top 5 Transfers

Receipts

Level 3	Approved	YTD	% YTD
⊕ Sales of G&S	9,4	10,7	95,2%
⊕ Interest & dividends	0,9	0,5	4,8%
Total	10,3	11,3	100,0%

Public Entities Spending

Approved CoE

0,3

88,1%

Approved G&S

11,3

92,4%

Approved transfers

(Blank)

109,9%

- ☒ R billion
- ☐ R million
- ☐ R thousand



national treasury

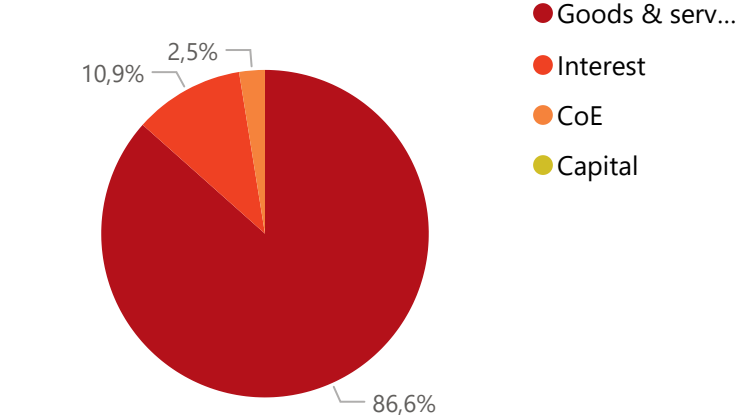
Department:
National Treasury
REPUBLIC OF SOUTH AFRICA

Actual vs Forecast

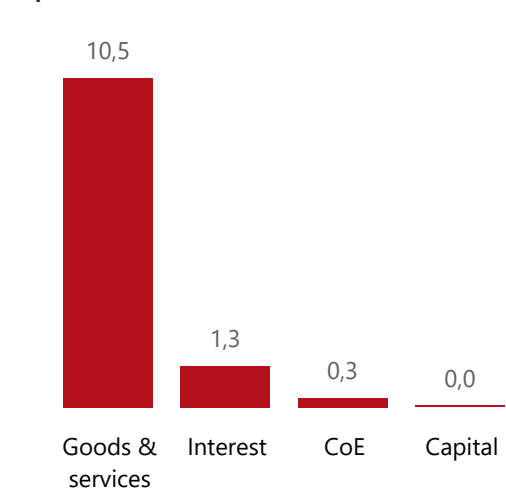
● Approved ● Forecast ● YTD ● Variance



Composition of spending



Top 5 Goods & services



Quarter

4

Cluster

All

Department

Water and Sanitation

Entity

Trans-Caledon Tunnel Authority

Capital assets

● YTD ● Forecast



Spending

Level 3	Approved	YTD	% YTD
⊕ Goods & services	11,3	10,5	86,6%
⊕ Interest	2,3	1,3	10,9%
⊕ CoE	0,3	0,3	2,5%
⊕ Capital		0,0	0,0%
Total	13,9	12,1	100,0%